

SECURITIES TRADING IN 2018

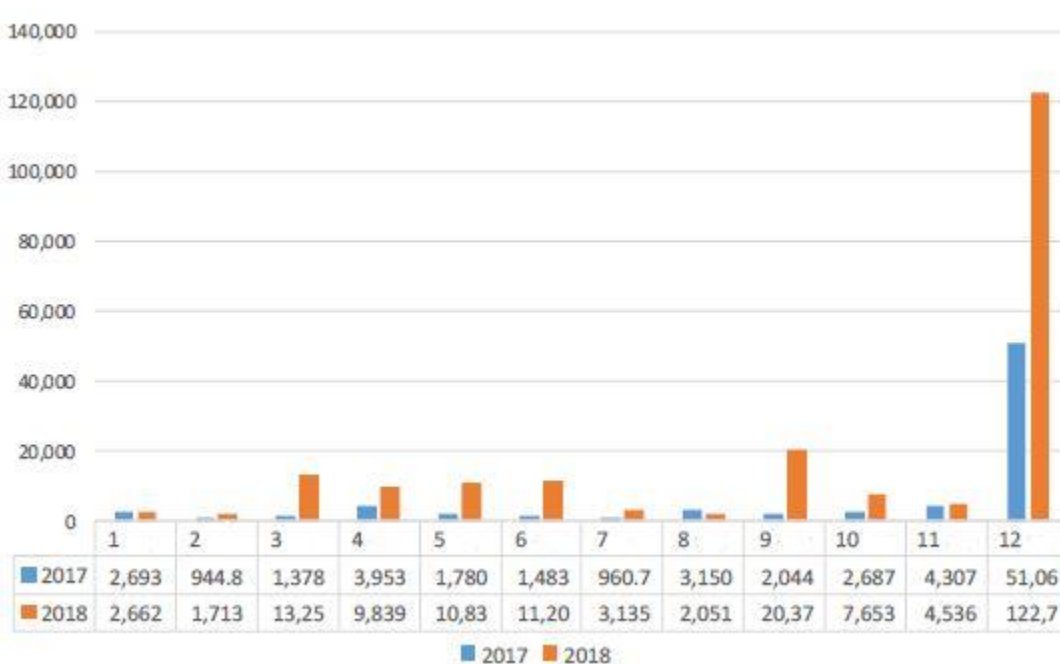
In 2018, a total of 252 trading sessions worth 244.1 billion MNT were made. Specifically, 666.8 million shares of 136 joint-stock companies were traded for 210.0 billion MNT in the primary and secondary markets; 332.800 bonds were traded in the secondary markets of government bonds for 33.5 billion MNT; and 6.300 bonds were traded for 631.6 million MNT in the secondary markets of the company's bonds.

During the reporting period, an average of 2.6 million securities were traded for 968.8 million MNT per day.

Securities trading /2018.12.31/

Types of securities		Volume (‘000 000)	Value MNT (‘000 000 000)
Share	Primary market	240.3	31.4
	Secondary market	426.5	178.6
Government bond	Secondary market	0.33	33.5
Company bond	Secondary market	0.01	0.6
Total		667.2	244.1

Securities trading /million MNT/



ACTIVELY TRADED 20 SECURITIES

Securities	In numbers	№	Securities	By value
LendMN	167,597,032	1	APU	92,375,598,444
APU	130,065,842	2	Mic holding	31,382,026,400
HBOil	28,825,477	3	Lend MN	8,773,801,485
Itools	12,225,369	4	Telecom mongolia	6,579,732,233
Genco tour bureau	11,822,843	5	Tavantolgoi	4,403,533,030
Telecom mongolia	11,257,834	6	Gobi	4,316,320,014
Mongol basalt	8,841,509	7	Darkhan nekhii	4,052,753,180
Naco tulsh	7,592,699	8	Mongol basalt	3,389,968,415
Khukh gan	6,278,456	9	Ard Insurance	2,551,035,583
Moninjbar	5,725,986	10	B D Sec	2,354,260,408
E Trans logistics	5,275,007	11	Mandal insurance	1,945,722,998
Remicon	5,011,024	12	Jinst Uvs	1,520,513,182
Ard Insurance	3,254,589	13	Itools	1,471,697,621
Suu	2,648,674	14	HBOil	1,384,518,928
Merex JSC	2,343,489	15	Khuvsgul altan duulga	1,157,668,997
B D Sec	2,327,568	16	Makhimpex	1,119,914,772
Mic holding	2,010,049	17	Shivee Ovoo	981,828,134
Frontier Land Group	1,948,272	18	Moninjbar	959,459,406
Gobi	1,886,955	19	Genco tour bureau	834,756,765
Mongolian post	1,375,011	20	Naco tulsh	833,005,630
Total	418,313,685			173,216,446,440
Percentage	98,07%			98,43%

20 SECURITIES WITH MOST GROWTH

Securities	Closing price		Price change	
	2017.12.28	2018.12.31	MNT	%
Altain zam	603.79	60,200.00	59,596.21	9,870.35
Khuvsgul Altanduulga	35.07	834.77	799.70	2,280.30
Khunnu menegment	23.21	185.00	161.79	697.07
Nogoon hugjil undesnii negdel	20.91	132.00	111.09	531.28
Euroasia Capital Holding JSC	251.20	1,150.00	898.80	357.80
Lend MN	25.00	71.00	46.00	184.00
Usjuulakh	250.00	700.00	450.00	180.00
Gonir	285.00	750.00	465.00	163.16
Mon Nab	1,853.00	4,500.00	2,647.00	142.85
E-money	542.00	1,286.00	744.00	137.27
Baylag nalaikh	178.00	410.50	232.50	130.62
Mongol shevro	1,180.00	2,580.00	1,400.00	118.64
Juulchin gobi	4,131.00	8,880.00	4,749.00	114.96
Darkhan guril tejeel	500.01	920.00	419.99	84.00
Global mongolia holdings	1,109.00	2,000.00	891.00	80.34
Sonsgolon Barmat	621.00	1,086.00	465.00	74.88
Dornod khudaldao	11,500.00	20,100.00	8,600.00	74.78
Bayanteeg	11,000.00	18,280.00	7,280.00	66.18
Tsuutaj	188.00	285.92	97.92	52.09
Azyk	1,955.00	2,972.00	1,017.00	52.02

20 SECURITIES WITH MOST DECLINE

Securities	Closing price		Price change	
	2017.12.28	2018.12.31	MNT	%
Mongol nekhmel	6,995.00	2,110.00	(4,885.00)	(69.84)
Ar Bayankhangai	1,800.00	700.00	(1,100.00)	(61.11)
Chatsargana	750.00	350.00	(400.00)	(53.33)
Mongol Securities	830.00	400.00	(430.00)	(51.81)
Noyot khairkhan	1,000.00	501.82	(498.18)	(49.82)
Tav	19,000.00	10,000.00	(9,000.00)	(47.37)
Orkhon dalai	3,100.00	1,800.00	(1,300.00)	(41.94)
Silicate	180.00	105.00	(75.00)	(41.67)
Itools	188.24	111.60	(76.64)	(40.71)
Baganuur	2,300.00	1,374.00	(926.00)	(40.26)
Khishig Uul	1,000.00	600.00	(400.00)	(40.00)
Moninjbar	153.33	95.00	(58.33)	(38.04)
Ikh Barilga	5,000.00	3,099.00	(1,901.00)	(38.02)
Mogoin gol	11,440.00	7,175.00	(4,265.00)	(37.28)
Mongol basalt	380.00	241.08	(138.92)	(36.56)
Talkh-Chikher	29,920.00	19,300.00	(10,620.00)	(35.49)
Monnoos	3,799.00	2,500.00	(1,299.00)	(34.19)
Frontier Land Group	310.00	205.00	(105.00)	(33.87)
Aduunchuluun	3,100.00	2,100.00	(1,000.00)	(32.26)
Takhi Ko	18,480.00	13,400.00	(5,080.00)	(27.49)

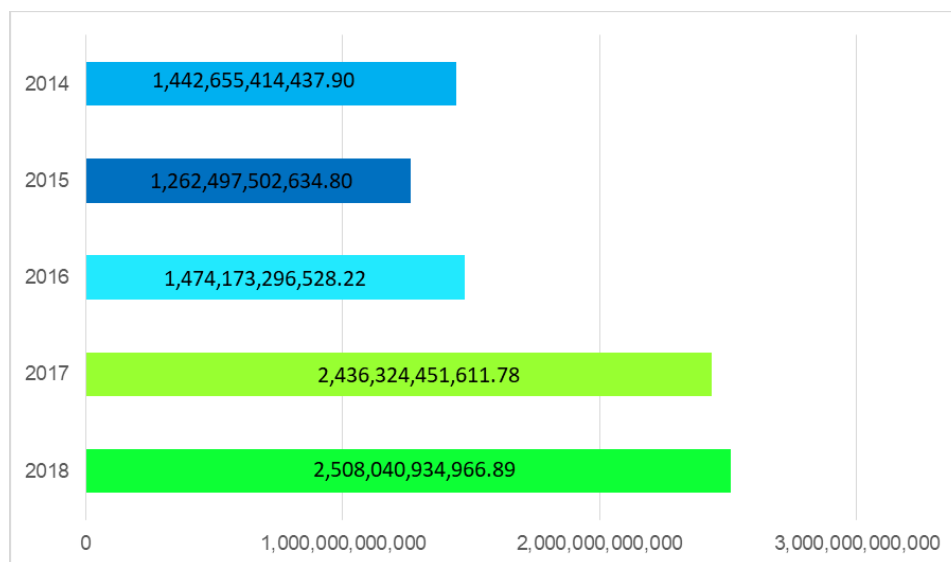
Block trades

During the reporting period 161.2 million shares of LendMN, Darkhan nekhii, Telecom Mongolia, Mic holding, APU companies worth 127.4 billion MNT were traded on block trades. This is 60.6 percent of the total share trading value.

Market capitalization

The market capitalization reached 2 trillion 508.0 billion MNT, this figure is 71.7 billion MNT or 2.9 percent higher than from the same period of the previous year.

Market capitalization /Last 5 years/



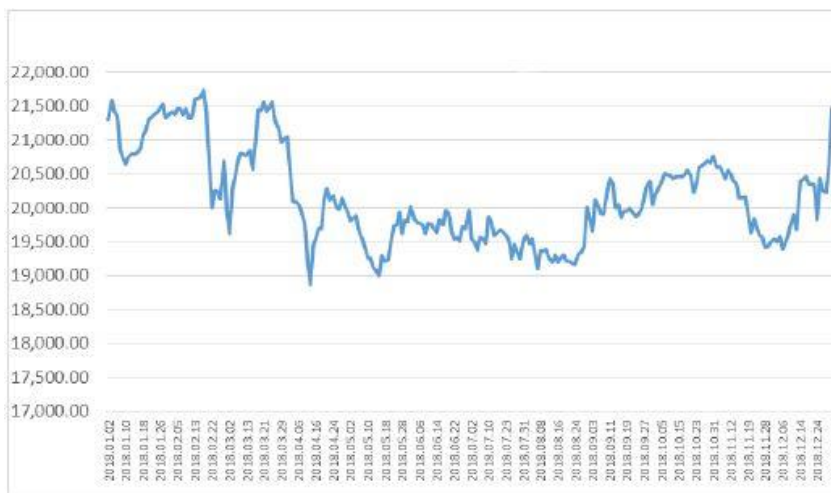
30 SECURITIES OF THE HIGHEST MARKET CAPITALIZATION

Securities	Market capitalization
APU	662,037,985,936.83
Tavantolgoi	379,716,092,000.00
Mic holding	305,462,470,000.00
Gobi	260,471,762,625.00
Suu	70,176,000,000.00
Mongol post	68,120,059,882.89
Euroasia Capital Holding	60,111,525,800.00
Lend MN	56,800,000,000.00
UB-BUK	50,645,787,500.00
Mandal Insurance	32,775,834,000.00
Shivee owoo	30,796,836,795.00
Baganuur	28,818,770,640.00
Gutal	25,898,944,000.00
Technicimport	25,896,914,500.00
Darkhan nekhii	19,898,622,000.00
Talkh-Chikher	19,757,467,900.00
Ard Insurance	19,250,000,000.00
Ulsyn Ikh Delguur	18,403,925,000.00
Sharyn Gol	18,316,605,842.00
Takhi Ko	15,945,772,200.00
B D Sec	15,368,850,000.00
Telecom Mongolia	14,099,300,420.00
Mongol basalt	13,601,010,360.00
Arig gal	13,569,348,000.00
Khuvsgul Altanduulga	13,134,438,134.00
Material Impex	12,984,274,940.00
Bayangol Hotel	12,649,643,500.00
Berkh Uul	12,390,352,000.00
Atar Urguu	12,189,520,000.00
Mongol Securities	12,000,000,000.00
Total	2,301,288,113,975.72
Percentage	91.75%

TOP 20 Index

During the reporting period, TOP-20 index reached its 52 weeks high at 21737.68 units and 18861.36 units at its lowest, with the average being 20157.00 units. The TOP-20 index stood at 21.466.76 units indicating a decrease of 729.8 units or 3.52 % compared to the same period of the previous year.

TOP-20 Index

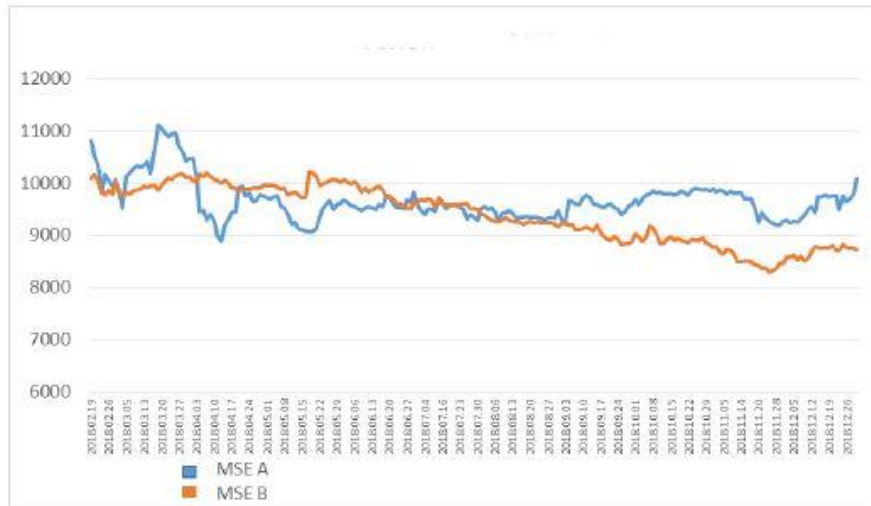


MSE A, MSE B Index

During the reporting period, MSE-A index reached its 52 weeks high at 11091.79 units and 8872.87 units at its lowest, with the average being 9661.84 units.

MSE-B index reached its 52 weeks high at 10202.94 units and 8284.32 units at its lowest, with the average being 9388.79 units.

MSE-A and MSE-B Index



TRADING DIVISION