

SECURITIES TRADING IN 2020

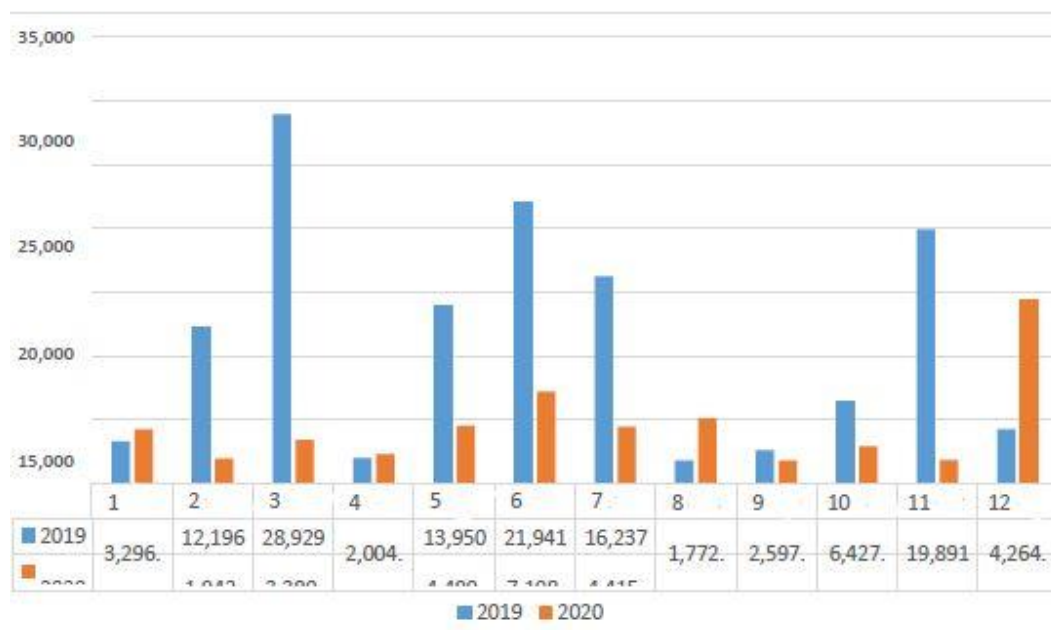
In 2020, a total of 248 trading sessions worth 65.3 billion MNT were made. Specifically, 353.2 million shares of 144 joint-stock companies were traded for 53.9 billion MNT in the primary and secondary markets; 5.800 bonds were traded in the secondary markets of government bonds for 586.8 million MNT, 50.4 million units were traded in the primary and secondary markets of investment fund for 5.07 billion MNT, 57.900 bonds were traded in the primary and secondary markets of company bond for 5.7 billion MNT.

During the reporting period, an average of 1.6 million securities were traded for 263.4 million MNT per day.

Securities trading /2020.12.31/

Types of securities		Volume ('000 000)	Value MNT ('000 000 000)
Share	Primary market	47.06	5.31
	Secondary market	306.18	48.56
Government bond	Primary market	-	-
	Secondary market	0.01	0.59
Investment fund	Primary market	47.50	4.75
	Secondary market	2.99	0.32
Company bond	Primary market	0.05	5.00
	Secondary market	0.01	0.79
Total		403.81	65.32

Securities trading /million MNT/



ACTIVELY TRADED 20 SECURITIES

Securities	In numbers	№	Securities	By value
LendMN	73,340,420.00	1	Invescore	6,008,991,791.00
Mandal Insurance	41,492,221.00	2	Mic holding	5,183,230,460.00
Ard credit	33,337,258.00	3	Ard financial group	4,411,534,408.00
Genco Tour Bureau	30,252,457.00	4	Mongolian post	3,650,900,546.70
Bodi Insurance	29,261,897.00	5	Bodi Insurance	3,461,468,721.87
Monos khuns	21,243,353.00	6	Genco Tour Bureau	2,871,203,241.81
HBOil	16,638,250.00	7	Ard credit	2,477,801,245.92
Standard Agriculture Group	13,642,081.00	8	APU	2,427,701,174.05
Mongolian post	5,866,355.00	9	Lend MN	2,353,912,547.97
Frontier Land Group	4,418,107.00	10	Mandal insurance	1,882,699,439.92
Darkhan Nekhii	4,360,963.00	11	Monos khuns	1,651,623,642.23
Tumen shuvuut	4,328,184.00	12	Frontier Land Group	1,325,741,928.00
APU	4,177,804.00	13	Ard Insurance	1,177,652,456.51
Gobi	3,811,314.00	14	Makhimpex	1,077,220,314.00
Ard financial group	3,051,370.00	15	Gobi	780,044,366.31
National Privatization Fund	2,998,594.00	16	HBOil	770,618,881.21
Invescore	2,671,229.00	17	Erdene resource development corporation	662,167,206.94
Ard Insurance	1,643,406.00	18	Tumen shuvuut	642,882,479.67
Itools	1,118,221.00	19	Tavan tolgoi	629,957,389.00
Standard Property Group	1,048,303.00	20	Aduunchuluun	628,991,480.80
Total	298,701,787.00			44,076,343,721.91
Percentage	96.61%			90.18%

20 SECURITIES WITH MOST GROWTH

Securities	Closing price		Price change	
	2019.12.31	2020.12.31	MNT	%
Mongol daatgal	70	1820	1750	2,500.00
Erdenes solutions	78	529	451	578.21
Erdene Resource Development Corporation	470	858	388	82.55
Bulgan Undarga	435	760.8	325.8	74.90
Tushig Uul	550	940	390	70.91
Darkhan khuns	2560	3500	940	36.72
Invescore	2198	2961	763	34.71
Khusug Trade	1950	2578	628	32.21
Merex	22.02	28.48	6.46	29.34
Mongol Alt	6510	8360	1850	28.42
Ulsyn Ikh Delguur	977.53	1230	252.47	25.83
Gonir	750	900	150	20.00
Genco Tour Bureau	74.44	89	14.56	19.56
Juulchin Gobi	8880	10400	1520	17.12
Silk net	708.2	828	119.8	16.92
B D Sec	850	988	138	16.24
Frontier Land Group	338.44	390	51.56	15.23
Bodi Insurance	113	130	17	15.04
Teever-Achlal	920	1058	138	15.00
Shinest	100	115	15	15.00

20 SECURITIES WITH MOST DECLINE

Securities	Closing price		Price change	
	2019.12.31	2020.12.31	MNT	%
Silicate	68	33	(35)	(51.47)
Niislel Urguu	3700	1900	(1800)	(48.65)
Autoimpex	2005	1085	(920)	(45.89)
Sor	1000	550	(450)	(45.00)
Olloo	63	34.8	(28.2)	(44.76)
Ikh barilga	3200	1900	(1300)	(40.63)
Mongoliin khugjil undesnii negdel	5200	3100	(2100)	(40.38)
Standard property group	70	43	(27)	(38.57)
Mongol Shevro	1800	1126	(674)	(37.44)
Tsagaan tolgoi	1625	1020	(605)	(37.23)
Durvun-Uul	775	500	(275)	(35.48)
Naco tulsh	37	24	(13)	(35.14)
Agrotechimpex	1045	680	(365)	(34.93)
Guril tejeel Bulgan	750	490	(260)	(34.67)
Darkhan guril tejeel	4243	2830	(1413)	(33.30)
Khar tarvagatai	6640	4500	(2140)	(32.23)
Darkhan khuvun	9480	6580	(2900)	(30.59)
Mon-It Buligaar	7200	5000	(2200)	(30.56)
Mongol basalt	258.73	180.34	(78.39)	(30.30)
Mongol shiltgeen	300	210.08	(89.92)	(29.97)

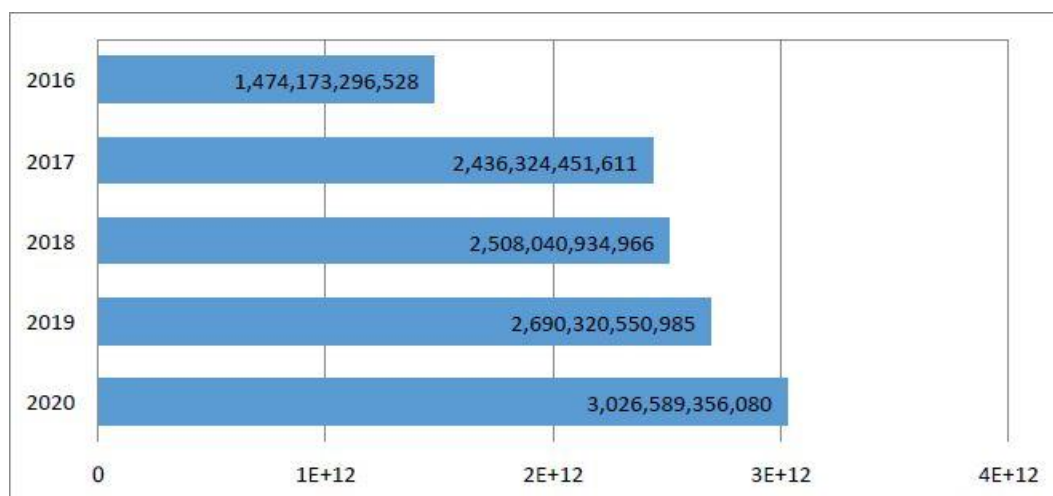
Block trades

During the reporting period 131.2 million shares of Lend MN, HBOil, Davaanbulag, Dornod auto zam, Mongolian post, Ard credit, Monos khuns, Khungun beton, Invescore, Genco tour bureau, Bulgan undarga, Mandal Insurance, Tumen shuvuut, Aduunchuluun, Bodi Insurance companies worth 15.8 billion MNT were traded on block trades. This is 29.48 percent of the total share trading value.

Market capitalization

The market capitalization reached 3 trillion 26.5 billion MNT, this figure is 336.2 billion MNT or 12.50 percent higher than from the same period of the previous year.

Market capitalization /Last 5 years/



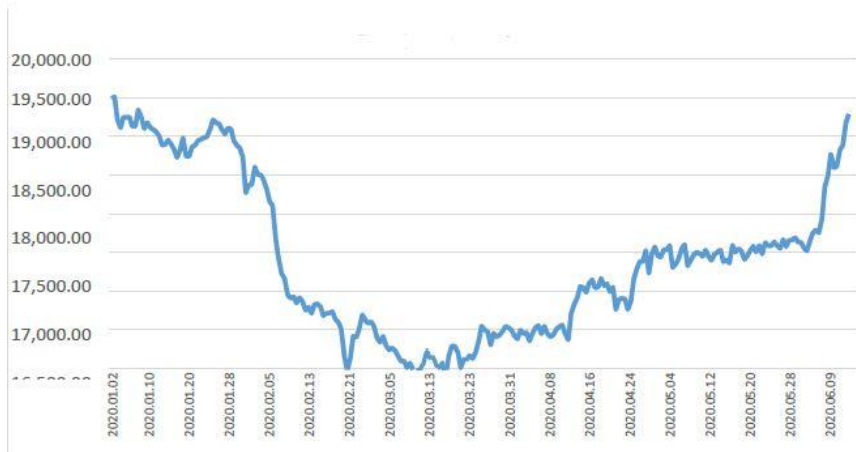
30 SECURITIES OF THE HIGHEST MARKET CAPITALIZATION

Securities	Market capitalization
APU	643,989,466,797.95
Tavantolgoi	371,816,312,000.00
Mic holding	309,604,334,000.00
Erdene resource development corporation	229,845,710,094.00
Invescore	212,386,365,198.00
Gobi	150,171,656,250.00
Mongol daatgal	116,720,860,620.00
Mongolian post	74,689,772,250.00
Suu	70,520,000,000.00
UB-BUK	52,619,000,000.00
Euroasia capital holding	52,166,350,216.00
Ard financial group	50,303,874,354.00
Ulsyn ikh delguur	45,273,655,500.00
Tumen shuvuut	33,796,000,000.00
Bodi Insurance	30,591,563,340.00
Mandal Insurance	29,966,476,800.00
Gutal	27,679,496,400.00
Monos khuns	27,388,890,171.72
Shivee ovoo	26,824,782,899.00
Lend MN	25,152,000,000.00
Ard credit	22,988,000,000.00
Baganuur	21,079,231,800.00
Tandem invest	20,062,137,753.00
Ard Insurance	19,999,000,000.00
Talkh-Chikher	16,839,914,350.00
B D Sec	16,796,000,000.00
Darkhan nekhii	16,449,527,520.00
Takhi ko	14,672,490,390.00
Technic import	12,644,638,700.00
Bayangol Hotel	11,811,974,800.00
Total	2,754,849,482,203.67
Percentage	91.02%

TOP 20 Index

During the reporting period, TOP-20 index reached its 52 weeks high at 19,511.49 units and 15,914.15 units at its lowest, with the average being 17,398.41 units. The TOP-20 index stood at 19285.80 units indicating a decrease of 336.06 units or 1.71 % compared to the same period of the previous year.

TOP-20 Index



MSE A, MSE B Index

During the reporting period, MSE-A index reached its 52 weeks high at 9,500.09 units and 7,447.15 units at its lowest, with the average being 8,318.94 units.

MSE-B index reached its 52 weeks high at 7,917.73 units and 7,223.27 units at its lowest, with the average being 7,493.83 units.

TRADING DIVISION