

SECURITIES TRADING IN 2021

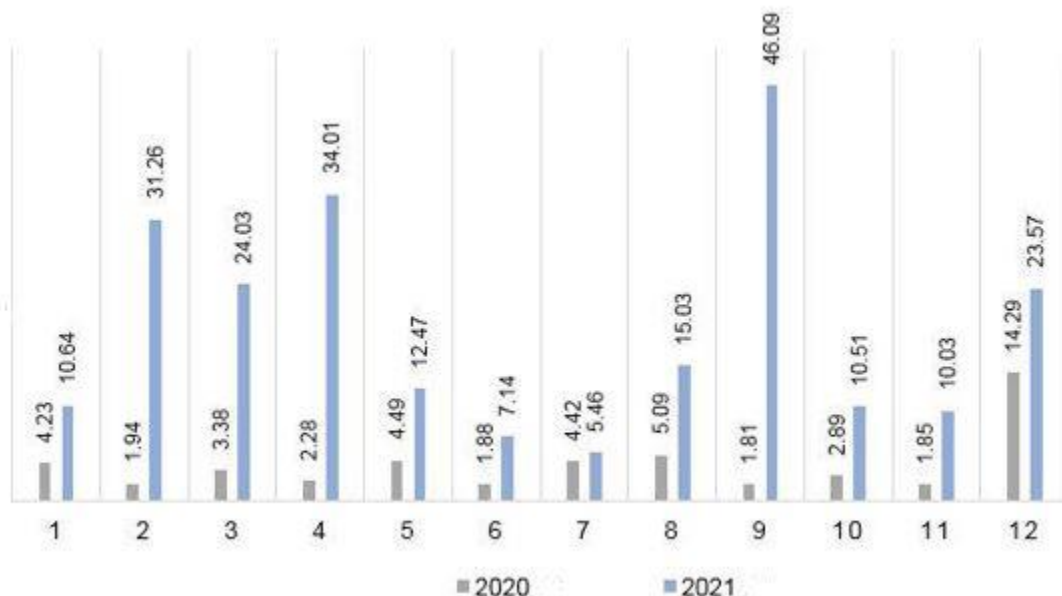
In 2021, a total of 248 trading sessions worth 1,414.2 billion MNT were made. Specifically, 733.3 million shares of 146 joint-stock companies were traded for 304.9 billion MNT in the primary and secondary markets; 10.6 shares were traded in the asset-backed securities for 4.23 billion MNT, 75.8 million units were traded in the investment fund for 56.8 billion MNT, 9.4 million bonds were traded in the company bond for 1,048.2 billion MNT.

During the reporting period, an average of 3.3 million securities were traded for 5.7 billion MNT per day.

Securities trading

Types of securities		2020		2021	
		Volume ('000)	Value MNT ('000 000 000)	Volume ('000)	Value MNT ('000 000 000)
Share	Primary market	47 063.94	5.32	167 945.63	74.70
	Secondary market	306 189.91	48.56	565 310.57	230.24
Asset-backed securities	Primary market	-	-	10.00	4.00
	Secondary market	-	-	0.65	0.23
Government bond	Primary market	-	-	-	-
	Secondary market	5.83	0.59	-	-
Company bond	Primary market	50.00	5.00	6 232.59	720.05
	Secondary market	7.91	0.79	3 187.20	328.15
Investment fund	Primary market	47 500.00	4.75	47 500.00	47.50
	Secondary market	2 998.59	0.32	28 283.12	9.33
Total		406 815.19	65.32	818 469.77	1 414.19

Securities trading /billion MNT/



ACTIVELY TRADED 30 SECURITIES

Securities	In numbers (‘000 000)	№	Securities	By value (‘000 000 000)
Mandal Insurance	111.44	1	Ard financial group	86.36
Ard credit	106.64	2	Mic holding	24.87
Lend MN	65.59	3	Ard credit	19.64
Bodi Insurance	39.57	4	APU	17.77
Darkhan Nekhii	30.27	5	Ard Insurance	11.31
Mereks	28.04	6	Mandal Insurance	8.72
Monos khuns	27.04	7	TenGerLeague Media Group	7.61
Tumen shuvuut	24.76	8	Tumen shuvuut	7.04
Gobi	20.46	9	Gobi	5.62
APU	15.11	10	Bodi Insurance	5.09
Jidax	13.67	11	Invescore	5.00
Ard financial group	11.70	12	Erdene resource development corporation	3.36
Ard Insurance	9.41	13	Bulgan Undarga	2.93
HBOil	8.69	14	Lend MN	2.71
Central express CVS	7.43	15	Ulsyn Ikh delguur	2.16
Remicon	6.38	16	Monos khuns	2.15
Itools	5.12	17	Makhimpex	1.86
Suu	4.00	18	Central express CVS	1.56
Erdene resource development corporation	3.63	19	Tavan tolgoi	1.37
Erdenes solutions	3.59	20	B D Sec	1.36
Mongol basalt	2.79	21	Shivee ovoo	1.28
Mic holding	2.07	22	Suu	1.22
Invescore	1.75	23	Mongolian post	1.08
E-Trans logistics	1.75	24	Jidax	1.03
Genco Tour Bureau	1.55	25	Sharyn Gol	0.85
Tandem invest	1.35	26	Darkhan nekhii	0.66
B D Sec	1.19	27	Merex	0.60
TenGerLeague Media Group	1.16	28	Mongol basalt	0.50
Sharyn Gol	1.16	29	Itools	0.50
Khukh gan	1.15	30	Bayangol Hotel	0.38
Total	558.44			226.59
Percentage	98.78%			98.42%

20 SECURITIES WITH MOST GROWTH

Securities	In numbers	Closing price		Price change	
		2020.12.31	2021.12.31	MNT	%
Bulgan Undarga	53,297	760.80	164,900.00	164,139.20	21,574.55
TenGerLeague Media Group	1,211,829	1,954.00	20,000.00	18,046.00	923.54
Undurkhaan	127,447	1,200.00	10,100.00	8,900.00	741.67
Ard financial group	11,703,958	1,758.00	9,785.00	8,027.00	456.60
Tumen shuvuut	24,761,470	168.98	676.13	507.15	300.12
Autoimpex	556	1,085.00	4,000.00	2,915.00	268.66
Khuvsgul khuns	128	1,000.00	3,400.00	2,400.00	240.00
Khuvsgul usan zam	143	494.00	1,679.00	1,185.00	239.88
Mandal gobi impex	180	135.00	450.00	315.00	233.33
Mon-It Buligaar	130	5,000.00	16,200.00	11,200.00	224.00
Altain zam	2,271	55,000.00	170,000.00	115,000.00	209.09
Ulsyn ikh delguur	719,644	1,230.00	3,781.00	2,551.00	207.40
APU	15,113,456	605.15	1,804.00	1,198.85	198.11
Suu	3,995,742	205.00	591.40	386.40	188.49
Ard credit	106,641,924	82.10	219.93	137.83	167.88
Monnoos	675	1,900.00	4,850.00	2,950.00	155.26
Kherlen khivs	1,977	48.00	120.00	72.00	150.00
Erchim Bayan-Ulgii	1,292	1,000.00	2,379.00	1,379.00	137.90
Mongol shevro	712	1,126.00	2,560.00	1,434.00	127.35
Mongol shiltgeen	9,027	210.08	445.00	234.92	111.82

20 SECURITIES WITH MOST DECLINE

Securities	In numbers	Closing price		Price change	
		2020.12.31	2021.12.31	MNT	%
Global Mongolia Holding	3,813	2,000.00	510.00	(1,490.00)	(74.50)
Tav	1,852	19,000.00	6,800.00	(12,200.00)	(64.21)
Tushig Uul	22,075	940.00	480.00	(460.00)	(48.94)
Kharkhorin	356	1,740.00	1,025.00	(715.00)	(41.09)
Genco tour bureau	1,547,902	89.00	56.07	(32.93)	(37.00)
Olloo	469,947	34.80	23.00	(11.80)	(33.91)
HBOil	8,686	60.00	40.23	(19.77)	(32.95)
Darkhan khuns	1,416	3,500.00	2,500.00	(1,000.00)	(28.57)
Mongeo	29	17,000.00	12,400.00	(4,600.00)	(27.06)
Merex	28,036,707	28.48	21.00	(7.48)	(26.26)
Khasu-Mandal	893	7,990.00	6,000.00	(1,990.00)	(24.91)
Aduunchuluun	49,801	999.76	755.17	(244.59)	(24.46)
Juulchin gobi	75	10,400.00	8,000.00	(2,400.00)	(23.08)
Ar Bayankhangai	976	640.00	500.00	(140.00)	(21.88)
MUDIX	83	6,900.00	5,500.00	(1,400.00)	(20.29)
Teever Darkhan	1,534	9,880.00	8,000.00	(1,880.00)	(19.03)
Sharyn Gol	1,156,659	884.17	718.80	(165.37)	(18.70)
Azyk	204	2,560.00	2,150.00	(410.00)	(16.02)
Monnab	3	5,175.00	4,400.00	(775.00)	(14.98)
Khuvsgul altanduulga	207,089	639.98	551.00	(88.98)	(13.90)

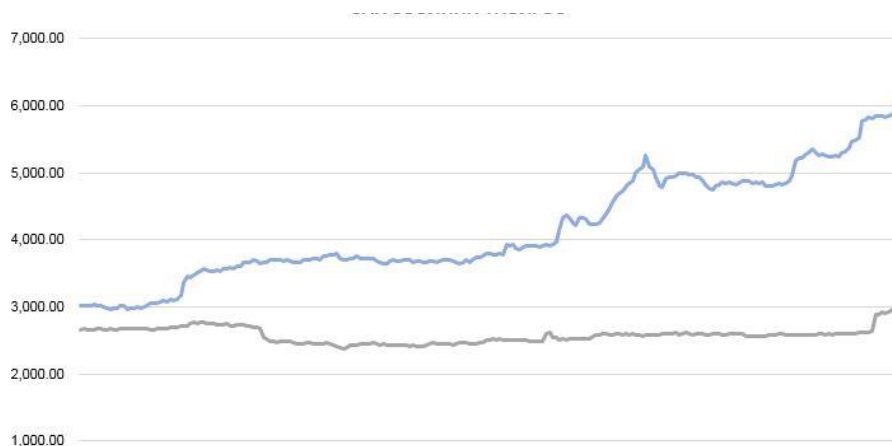
Block trades

During the reporting period 156.4 million shares of 21 companies worth 71.12 billion MNT were traded on block trades. This is 30.89 percent of the total share trading value.

Market capitalization

The market capitalization reached 5.97 trillion MNT, this figure is 2.95 trillion MNT or 98 percent higher than from the same period of the previous year.

Market capitalization

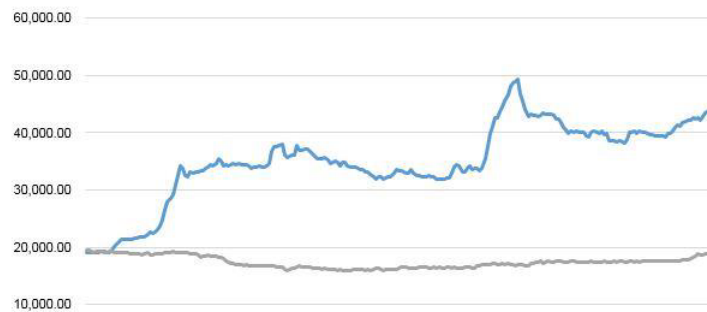


30 SECURITIES OF THE HIGHEST MARKET CAPITALIZATION

Securities	Market capitalization '000 000 000
APU	1,917.61
Tavantolgoi	397.89
Mic holding	310.43
Invescore	290.00
Ard financial group	279.99
Erdene resource development corporation	265.62
Gobi	254.04
Mongol daatgal	224.78
Suu	202.89
Central express CVS	169.29
Bogd bank	158.56
Tumen shuvuut	135.23
Mongolian post	134.44
Ulsyn ikh delguur	132.81
TenGerLeague Media Group	120.00
UB-BUK	101.29
Ard credit	61.53
Mandal Insurance	60.51
Mandal Future Growth	49.50
Monos khuns	46.29
Gutal	39.85
Bodi Insurance	35.27
Ard Insurance	32.98
Darkhan nekhii	30.10
Lend MN	29.86
Talkh-Chikher	28.15
Shivee Ovoo	25.50
Tandem invest	25.29
Baganuur	25.17
Berkh Uul	19.06
Total	5,603.90
Percentage	93.73%

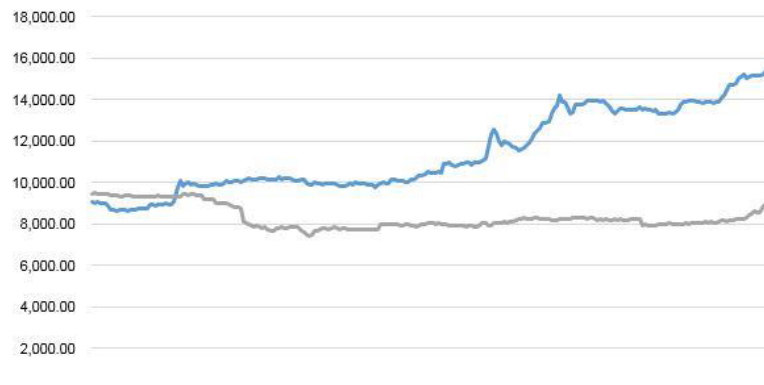
TOP 20 Index

During the reporting period, TOP-20 index reached its 52 weeks high at 49 252.48 units and 19 024.52 units at its lowest, with the average being 35 046.43 units. The TOP-20 index stood at 44 411.60 units indicating an increase of 25 125.8 units or 130.28 % compared to the same period of the previous year.



MSE A Index

During the reporting period, MSE-A index reached its 52 weeks high at 15 482.77 units and 8 630.36 units at its lowest, with the average being 11 438.34 units.



MSE B Index

During the reporting period, MSE-B index reached its 52 weeks high at 13 309.64 units and 7 337.79 units at its lowest, with the average being 11 119.50 units.

