

## SECURITIES TRADING IN THE FIRST QUARTER OF 2023

In the first quarter of 2023, a total of 61 trading sessions worth 74.14 billion MNT were made. Specifically, 254.73 million shares of 127 joint-stock companies were traded for 52.54 billion MNT in the primary and secondary markets; 76.530 securities were traded in the secondary markets of asset-backed securities for 7.26 billion MNT; 3.3 million units were traded in the secondary market of investment funds for 2.46 billion MNT; and 118.650 bonds were traded for 11.87 billion MNT in the primary and secondary markets of the company's bonds.

During the reporting period, an average of 4.2 million securities were traded for 1.2 billion MNT per day.

Securities trading /2023.03.31/

Types of securities		First quarter of 2022		First quarter of 2023	
		Volume (‘000 000)	Value (‘000 000 000)	Volume (‘000 000)	Value (‘000 000 000)
Share	Primary market	-	-	119.16	11.92
	Secondary market	96.31	95.40	135.57	40.62
Asset-backed securities	Primary market	0.05	5.00	-	-
	Secondary market	0.003	0.32	0.08	7.26
Company bond	Primary market	-	-	0.09	8.50
	Secondary market	0.10	17.89	0.03	3.38
Investment fund	Primary market	-	-	-	-
	Secondary market	2.62	1.21	3.30	2.46
<b>Total</b>		<b>99.08</b>	<b>119.83</b>	<b>258.23</b>	<b>74.14</b>

## ACTIVELY TRADED 30 SECURITIES

Securities	In numbers '000 000	№	Securities	By value '000 000 000
Mon Beef	28.70	1	Golomt Bank	8.16
Mongolian Stock Exchange	24.17	2	Mongolian Stock Exchange	4.12
Bogd Bank	20.03	3	Atar-Urguu	4.00
Erdenes solutions	10.41	4	Ard Financial Group	2.73
Central Express CVS	7.21	5	Bogd Bank	2.65
Golomt bank	6.55	6	Invescore NBFI JSC	2.63
Remicon	6.47	7	APU	2.48
LendMN	4.33	8	Mandal Future Growth	2.37
Monos khuns	4.26	9	Talkh-Chikher	2.00
Mandal Insurance	3.07	10	Tavantolgoi	1.48
Darkhan Nekhii	2.86	11	Mon Beef	1.34
Mandal Future Growth	2.43	12	Erdene Resource Development Corporation	1.25
Gobi	2.40	13	Central Express CVS	1.21
Ard credit	2.40	14	Ard Insurance	0.83
APU	1.73	15	Gobi	0.60
Tumen shuvuut	1.58	16	Tumen shuvuut	0.57
Erdene Resource Development Corporation	1.43	17	Mongolian post	0.56
Sendly NBFI JSC	1.03	18	Khorin Khoyordugaar Baaz	0.53
Ard Insurance	0.96	19	Monos khuns	0.49
National Privatization Fund	0.87	20	State Bank	0.45
Ard Financial Group	0.76	21	Remicon	0.26
Mongolian post	0.70	22	Mandal Insurance	0.25
State Bank	0.68	23	Ard credit	0.25
Buligaar	0.62	24	Erdenes solutions	0.23
Mongol Basalt	0.61	25	TenGerLeague Media Group	0.17
Invescore NBFI JSC	0.52	26	Sendly NBFI JSC	0.16
Genco tour bureau	0.32	27	Ulsyn Ikh Delguur	0.16
Suu	0.22	28	Crypto nation JSC	0.15
Khorin Khoyordugaar Baaz	0.22	29	LendMN	0.14
Bodi Insurance	0.21	30	Mongol Basalt	0.13
<b>Total</b>	<b>137,74</b>			<b>42.34</b>
<b>Percentage of total shares</b>	<b>99.18</b>			<b>98.28</b>

## 20 SECURITIES WITH MOST GROWTH

Securities	Closing price		Price change	
	2023.03.31	2023.03.31	MNT	%
Khurd	6,250.00	478.00	5,772.00	1,207.53
Mongol diesel	2,067.00	379.00	1,688.00	445.38
Teever-Achlal	710.00	135.00	575.00	425.93
Khuvsgul usan zam	12,000.00	2,584.00	9,416.00	364.40
Khorin Khoyordugaar Baaz	9,000.00	1,950.00	7,050.00	361.54
Monnoos	1,709.00	427.89	1,281.11	299.40
Shinest	4,266.00	1,200.00	3,066.00	255.50
Mongolian Stock Exchange	170,000.00	48,120.00	121,880.00	253.28
Mogoin gol	2,500.00	1,000.00	1,500.00	150.00
Berkh Uul	2,443.00	1,058.00	1,385.00	130.91
Technicimport	9,880.00	4,279.00	5,601.00	130.90
Tavantolgoi	1,255.00	624.50	630.50	100.96
Mongol nekhmel	82.00	43.00	39.00	90.70
Invescore	5,180.00	2,964.00	2,216.00	74.76
Remicon	1,570.00	1,000.00	570.00	57.00
Gutal	404.00	260.00	144.00	55.38
Devshil Mandal	174.89	115.00	59.89	52.08
ASBI	900.00	608.00	292.00	48.03
Tavilga	3,401.00	2,410.00	991.00	41.12
Azyk	434.83	328.80	106.03	32.25

## 20 SECURITIES WITH MOST DECLINE

Securities	Closing price		Price change	
	2023.03.31	2022.03.31	MNT	%
Mongol keramik	1,800.00	15,200.00	(13,400.00)	(88.16)
Erdenes solutions	18.55	91.00	(72.45)	(79.62)
Euroasia Capital Holding JSC	217.00	984.00	(767.00)	(77.95)
Ereentsav	1,400.00	3,890.00	(2,490.00)	(64.01)
Selenge sureg	1,630.00	3,900.00	(2,270.00)	(58.21)
Autoimpex	1,600.00	3,799.00	(2,199.00)	(57.88)
Silicate	17.25	39.00	(21.75)	(55.77)
Darkhan Hotel	82.80	167.00	(84.20)	(50.42)
Umdurkhaan	2,990.00	5,750.00	(2,760.00)	(48.00)
Juulchin gobi	3,200.00	5,800.00	(2,600.00)	(44.83)
TenGerLeague Media Group	10,350.00	18,000.00	(7,650.00)	(42.50)
Kherlen khivs	59.00	102.00	(43.00)	(42.16)
Frontier Land Group	175.13	300.00	(124.87)	(41.62)
Gonir	529.00	900.00	(371.00)	(41.22)
Tumen shuvuut	342.10	575.06	(232.96)	(40.51)
Global Mongolia holdings	400.00	663.00	(263.00)	(39.67)
UB-BUK	400.00	649.00	(249.00)	(38.37)
Gan khiits	5,500.00	8,890.00	(3,390.00)	(38.13)
Moninjbar	61.00	97.75	(36.75)	(37.60)
Crypto nation JSC	63,050.00	101,000.00	(37,950.00)	(37.57)

## Block trades

During the reporting period 6.4 million shares worth MNT 8.8 billion were traded on block trades. This is 21.64 percent of the total share trading value.

### BLOCK TRADES

No	Symbol	Securities	In numbers	By value
1	AARD	Ard financial group	78,700.00	250,266,000.00
2	AHH	Khorin Khoyordugaar Baaz	213,419.00	499,827,298.00
3	AIC	Ard Insurance	670,605.00	603,544,500.00
4	APU	APU	166,667.00	250,000,500.00
5	BOGD	Bogd Bank	338,119.00	608,614,200.00
6	CUMN	Central Express CVS	1,201,923.00	250,012,003.23
7	GLMT	Golomt Bank	3,175,655.00	4,074,829,507.00
8	INV	Invescore NBFJ JSC	438,108.00	2,121,918,400.00
9	MNG	Mandalgobi impex	52,612.00	32,750,428.00
10	ULZ	Ulzii-Dundgobi	73,828.00	7,382,800.00
Total			6,409,636.00	8,790,125,636.23

## Market capitalization

The market capitalization reached 6 trillion 528.17 billion MNT, this figure is 1 trillion 152.4 billion MNT or 21.44 percent higher than from the same period of the previous year.

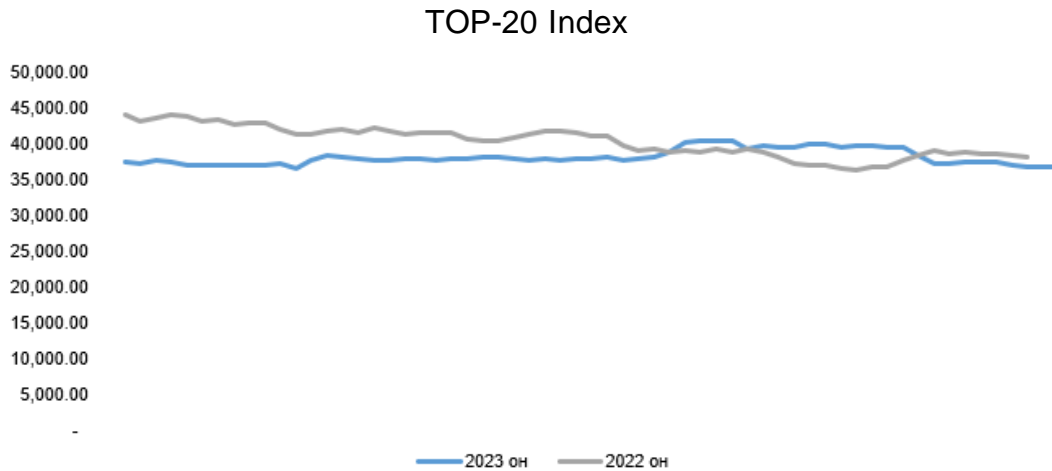
### 30 SECURITIES OF THE HIGHEST MARKET CAPITALIZATION

Securities	Market capitalization / '000 000 000 /
APU	1,376.55
Golomt Bank	825.64
Tavantolgoi	554.56
State Bank	506.75
Invescore NBFJ JSC	423.79
Mic holding	341.70
Erdene Resource Development Corporation	309.87
Mongol Insurance	195.60
Gobi	195.18
Suu	143.99
Central Express CVS	138.99
Ulsyn Ikh Delguur	109.06
Bogd bank	108.74
Ard financial group	95.74
Mongol shuudan	78.97
Gutal	75.60
Tumen shuvuut	68.42
TenGerLeague Media Group	62.10
Mongolian Stock Exchange	56.20
UB-BUK	52.62
Mandal Insurance	47.30
Monos khuns	43.86
Mandal Future Growth	42.02
Berkh Uul	37.80
Talkh-Chikher	37.06
Sendly NBFJ JSC	35.77
Tandem invest	34.43
Ard credit	28.76
Bodi Insurance	27.62
Technicimport	26.19
Total	6,080.89
Percentage	93.15

# INDEX

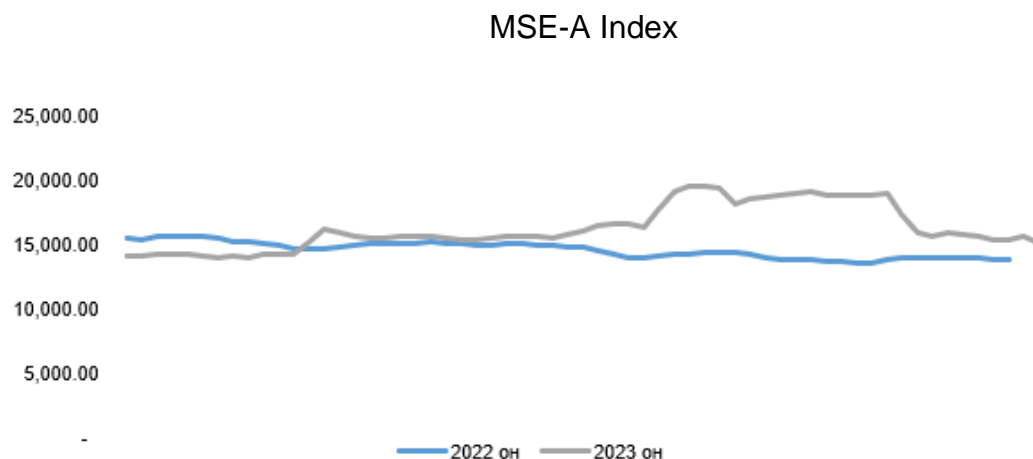
## TOP 20 Index

During the reporting period, TOP-20 index reached its 52 weeks high at 40 368.51 units and 36 559.63 units at its lowest, with the average being 38 101.53 units. The TOP-20 index stood at 36 723.77 units indicating a decrease of 1 373 units or 3.6 % compared to the same period of the previous year.



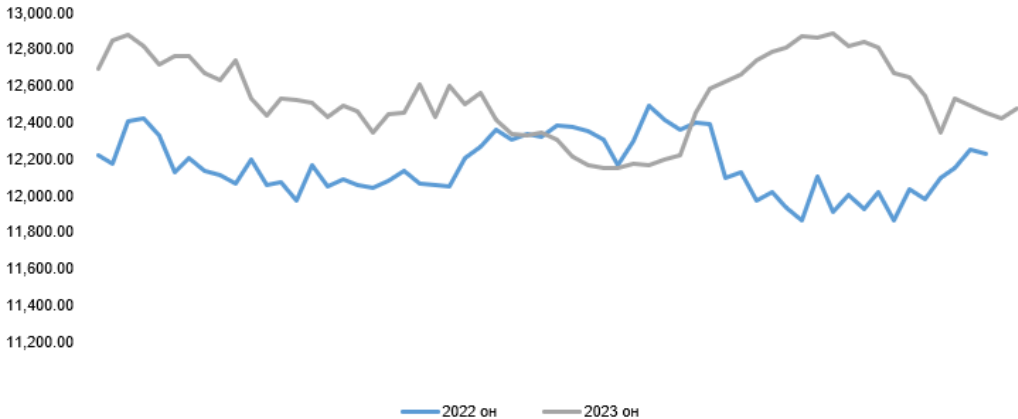
## MSE A, MSE B Index

During the reporting period, MSE-A index reached its 52 weeks high at 19 652.35 units and 14 088.84 units at its lowest, with the average being 16 420.20 units. The MSE-A index stood at 15 170.17 units indicating an increase of 1 267.46 units or 9.12 % compared to the same period of the previous year.



During the reporting period, MSE-B index reached its 52 weeks high at 12 885.37 units and 12 146.27 units at its lowest, with the average being 12 537.65 units. The MSE-B index stood at 12 478.32 units indicating an increase of 248.33 units or 2.03 % compared to the same period of the previous year.

MSE-B Index



**TRADING DIVISION**